



AFS Punch - Tips

Step 1


Grid:


- Stitch distance 2.00 - Edge type 
- Stich direction 45°- 73°



Step 2

Grid:

- Stitch distance 2.00 - Edge type 
- Stich direction 45°- 73° - Opposite angle




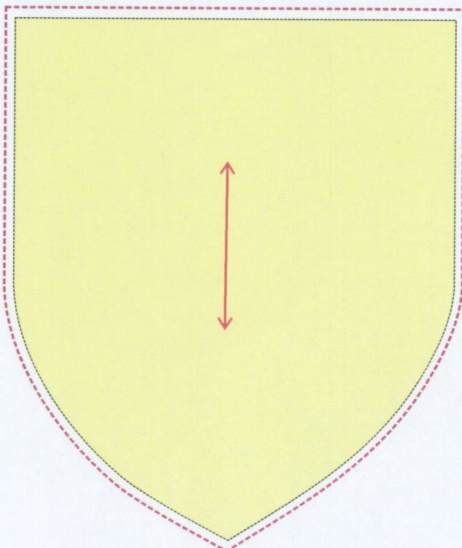
Step 3

Fill with underlay:

- Distance from grid line 1mm - Stitch length 4 to 5 mm
- Edge type  - Stitch direction vertical

Unterlay:

- Zig-Zag Fill single - Stitch distance 2.00
- Stitch length 4 to 5 mm - Angle 73°
- Edge type  - Distance from contour 0.5
- Contour run stitch length 2 mm



Step 4

Satin stitch border:

- Satin stitch distance 0.4
- Satin sits 30% from the outer side of the grid line

